

Crastin® HR5315HF NC010

THERMOPLASTIC POLYESTER RESIN

Common features of Crastin® thermoplastic polyester resin include mechanical and physical properties such as stiffness and toughness, heat resistance, friction and wear resistance, excellent surface finishes and good colourability. Crastin® thermoplastic polyester resin has excellent electrical insulation characteristics and high arc-resistant grades are available. Many flame retardant grades have UL recognition (class V-0). Crastin® thermoplastic polyester resin typically has high chemical and heat ageing resistance.

The good melt stability of Crastin® thermoplastic polyester resin normally enables the recycling of properly handled production waste. If recycling is not possible, we recommend, as the preferred option, incineration with energy recovery (-24 kJ/g of base polymer) in appropriately equipped installations. For disposal, local regulations have to be observed.

Crastin® thermoplastic polyester resin typically is used in demanding applications in the electronics, electrical, automotive, mechanical engineering, chemical, domestic appliances and sporting goods industry.

Crastin® HR5315HF is a 15% glass reinforced PBT with high flow (HF), moderately toughened, hydrolysis resistant (HR) resin. Excellent balance of properties between terminal pullout and impact resistance. Developed for USCAR Class 3 and 4 environments.

Product information

Resin Identification	PBT-IGF15	ISO 1043
Part Marking Code	>PBT-IGF15<	ISO 11469

Rheological properties

Melt volume-flow rate	12 cm ³ /10min	ISO 1133
Melt mass-flow rate	27 g/10min	ISO 1133
Temperature	250 °C	
Load	2.16 kg	
Melt mass-flow rate, Temperature	250 °C	
Melt mass-flow rate, Load	2.16 kg	
Viscosity number	95 cm ³ /g	ISO 307, 1628
Moulding shrinkage, parallel	0.5 %	ISO 294-4, 2577
Moulding shrinkage, normal	1.1 %	ISO 294-4, 2577
Flow length	430 mm	
Flow length - pressure	80 MPa	
Flow length - width/thickness	2 mm	

Typical mechanical properties

Tensile modulus	5200 MPa	ISO 527-1/-2
Tensile stress at break, 5mm/min	95 MPa	ISO 527-1/-2
Tensile strain at break, 5mm/min	3.3 %	ISO 527-1/-2
Flexural modulus	4700 MPa	ISO 178
Flexural strength	150 MPa	ISO 178
Tensile creep modulus, 1h	5000 MPa	ISO 899-1
Tensile creep modulus, 1000h	4200 MPa	ISO 899-1
Charpy impact strength, 23 °C	60 kJ/m ²	ISO 179/1eU
Charpy impact strength, -30 °C	30 kJ/m ²	ISO 179/1eU
Charpy notched impact strength, 23 °C	10 kJ/m ²	ISO 179/1eA
Charpy notched impact strength, -30 °C	7 kJ/m ²	ISO 179/1eA
Izod notched impact strength, 23 °C	10 kJ/m ²	ISO 180/1A

Crastin® HR5315HF NC010

THERMOPLASTIC POLYESTER RESIN

Izod notched impact strength, -30 °C	10.0 kJ/m ²	ISO 180/1A
Izod notched impact strength, -40 °C	6.0 kJ/m ²	ISO 180/1A
Izod impact strength, 23 °C	45 kJ/m ²	ISO 180/1U
Izod impact strength, -30 °C	40 kJ/m ²	ISO 180/1U
Izod impact strength, -40 °C	30 kJ/m ²	ISO 180/1U
Hardness, Rockwell, R-scale	115	ISO 2039-2
Poisson's ratio	0.35	

Thermal properties

Melting temperature, 10 °C/min	225 °C	ISO 11357-1/-3
Glass transition temperature, 10 °C/min	60 °C	ISO 11357-1/-3
Temperature of deflection under load, 1.8 MPa	200 °C	ISO 75-1/-2
Temperature of deflection under load, 0.45 MPa	220 °C	ISO 75-1/-2
Coefficient of linear thermal expansion (CLTE), parallel	41 E-6/K	ISO 11359-1/-2
Coefficient of linear thermal expansion (CLTE), normal	110 E-6/K	ISO 11359-1/-2
Thermal conductivity of melt	0.26 W/(m K)	ISO 22007-2
Specific heat capacity of melt	1860 J/(kg K)	ISO 22007-4

Flammability

Burning Behav. at 1.5mm nom. thickn.	HB class	IEC 60695-11-10
Thickness tested	1.5 mm	IEC 60695-11-10
Oxygen index	20 %	ISO 4589-1/-2
Glow Wire Flammability Index, 3.0mm	700 °C	IEC 60695-2-12
Glow Wire Ignition Temperature, 3.0mm	775 °C	IEC 60695-2-13
FMVSS Class	B	ISO 3795 (FMVSS 302)
Burning rate, Thickness 1 mm	<80 mm/min	ISO 3795 (FMVSS 302)

Electrical properties

Relative permittivity, 100Hz	3.8	IEC 62631-2-1
Relative permittivity, 1MHz	3.6	IEC 62631-2-1
Dissipation factor, 100Hz	100 E-4	IEC 62631-2-1
Dissipation factor, 1MHz	100 E-4	IEC 62631-2-1
Volume resistivity	>1E13 Ohm.m	IEC 62631-3-1
Surface resistivity	1E13 Ohm	IEC 62631-3-2
Electric strength	42 kV/mm	IEC 60243-1
Comparative tracking index	350	IEC 60112

Physical/Other properties

Humidity absorption, 2mm	0.15 %	Sim. to ISO 62
Water absorption, 2mm	0.4 %	Sim. to ISO 62
Density	1370 kg/m ³	ISO 1183
Density of melt	1140 kg/m ³	

Crastin® HR5315HF NC010

THERMOPLASTIC POLYESTER RESIN

Injection

Drying Recommended	yes
Drying Temperature	120 °C
Drying Time, Dehumidified Dryer	2 - 4 h
Processing Moisture Content	≤0.04 %
Melt Temperature Optimum	250 °C
Min. melt temperature	240 °C
Max. melt temperature	260 °C
Mold Temperature Optimum	80 °C
Min. mould temperature	30 °C
Max. mould temperature	130 °C
Hold pressure range	≥60 MPa
Hold pressure time	3 s/mm
Back pressure	As low as possible
Ejection temperature	172 °C

Characteristics

Additives

Release agent

Additional information

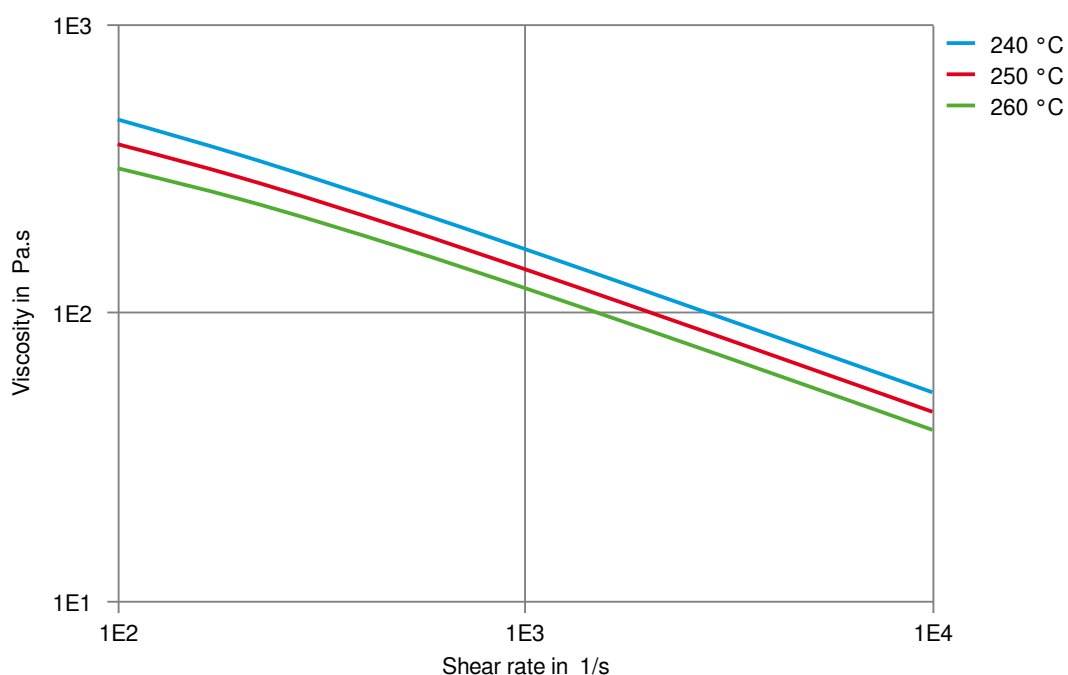
Injection molding

Use of hot-runners is possible with Crastin® HR resins. However we do not recommend temperature settings above 270°C and residence times at 265°C should be below 10 minutes. In case of longer residence times using hot-runners, for example after a shut-down, the complete system must be purged with glass reinforced Crastin® (type SK602/605) before starting up again. For successful processing of Crastin® HR with hot-runners, care should be taken to maintain a uniform temperature, avoid hot-spots and long residence times.

Crastin® HR5315HF NC010

THERMOPLASTIC POLYESTER RESIN

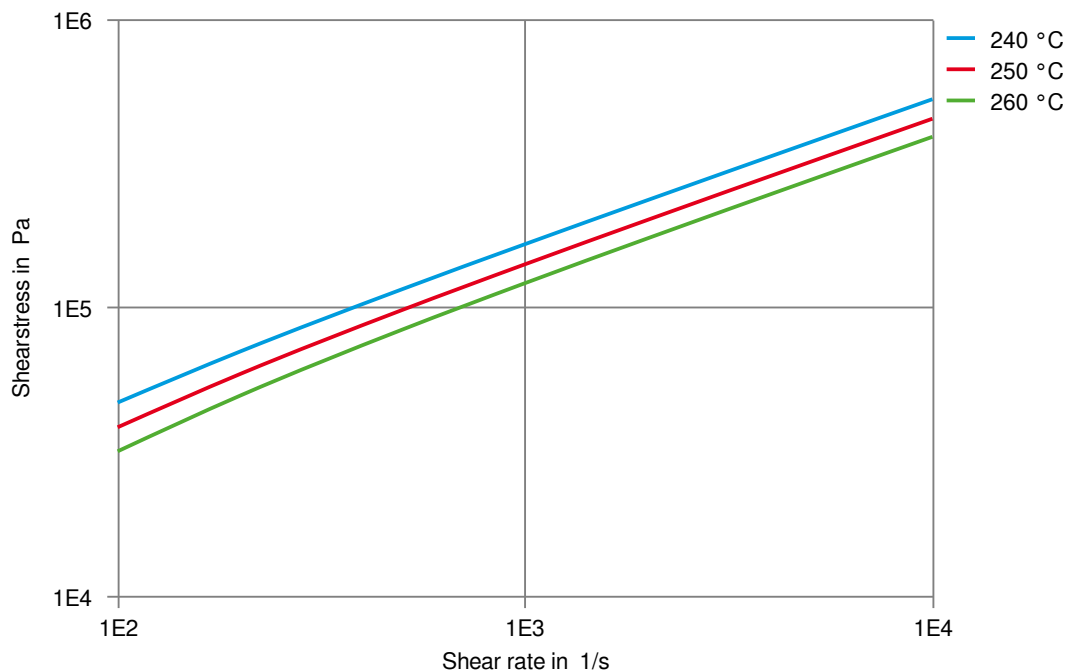
Viscosity-shear rate



Crastin® HR5315HF NC010

THERMOPLASTIC POLYESTER RESIN

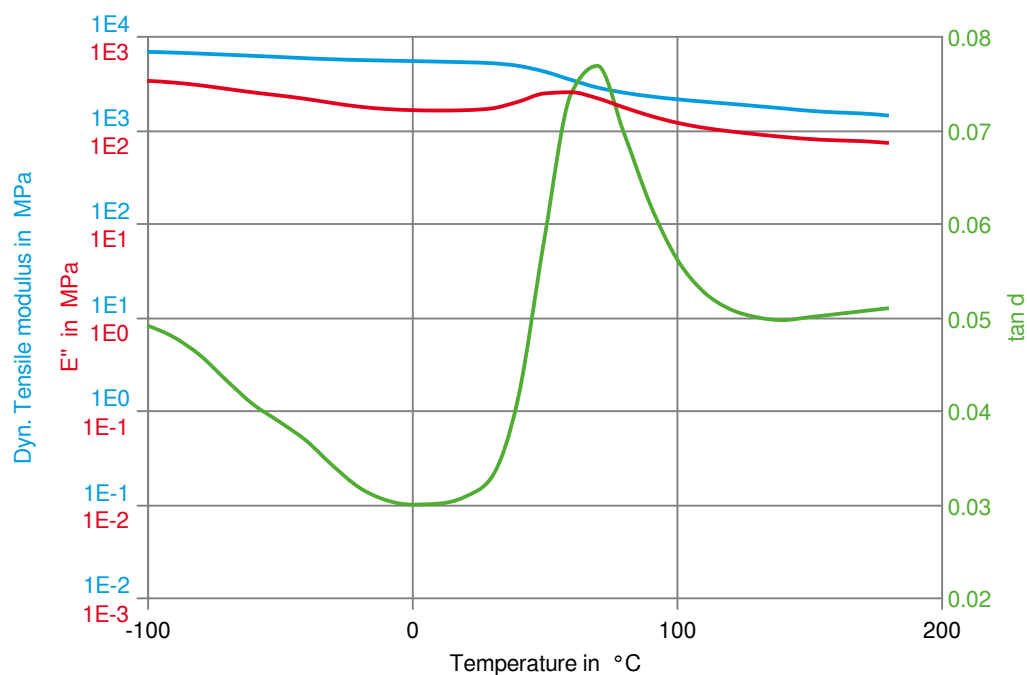
Shearstress-shear rate



Crastin® HR5315HF NC010

THERMOPLASTIC POLYESTER RESIN

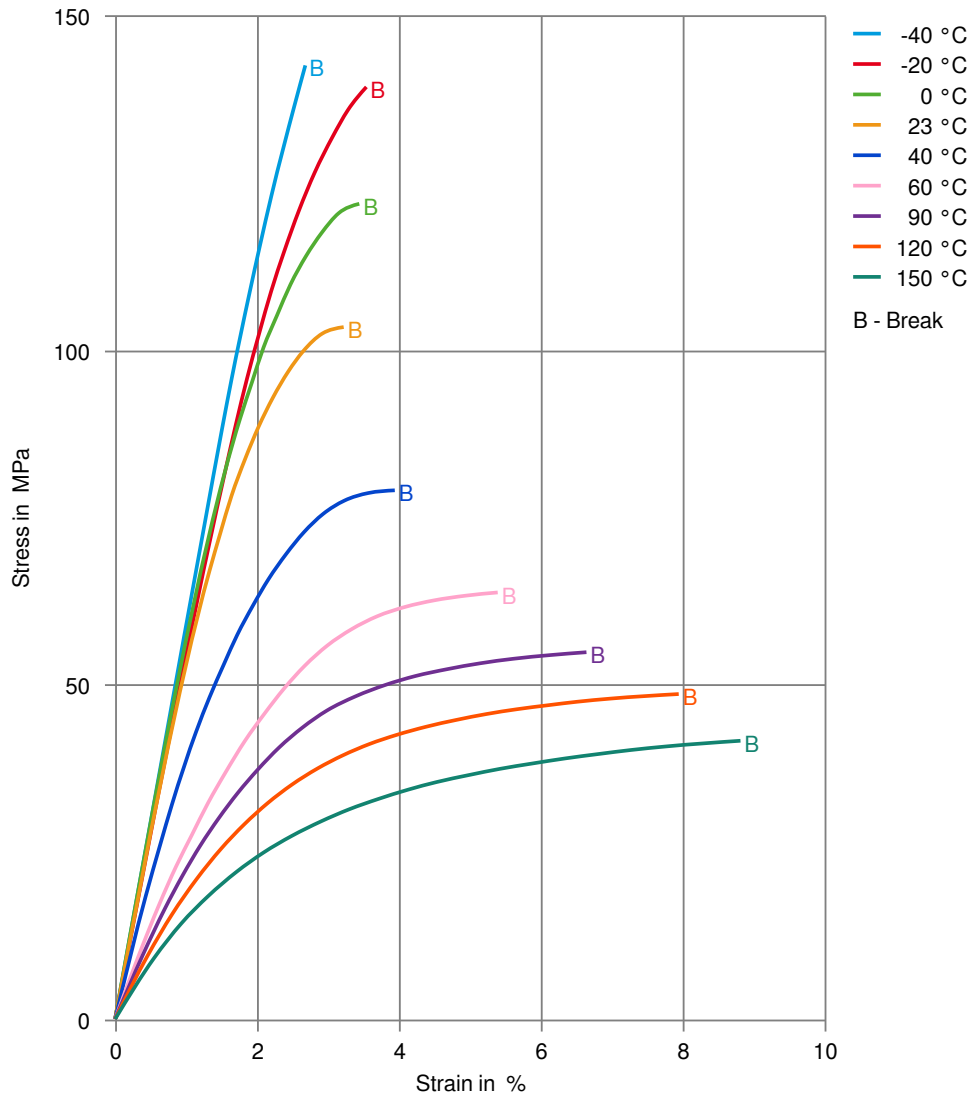
Dynamic Tensile modulus-temperature



Crastin® HR5315HF NC010

THERMOPLASTIC POLYESTER RESIN

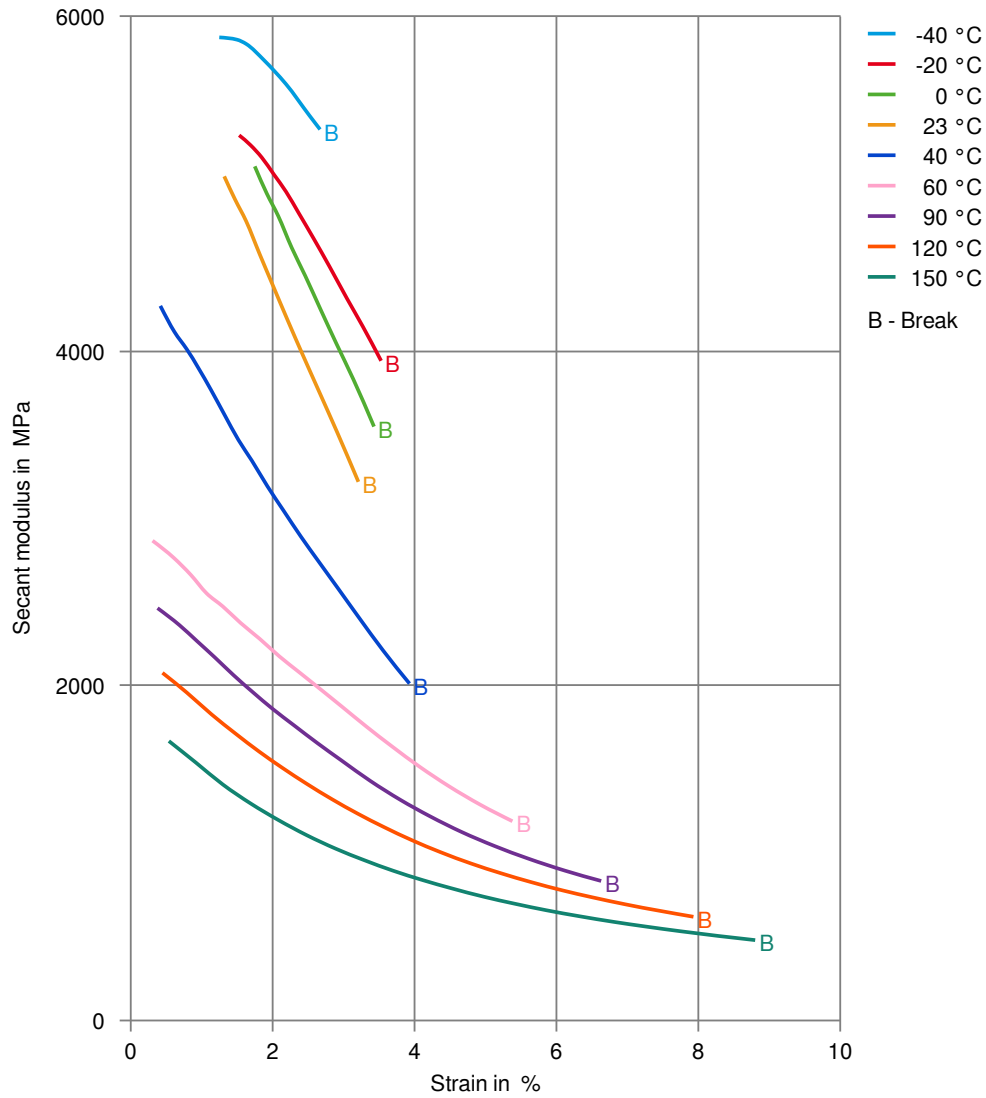
Stress-strain



Crastin® HR5315HF NC010

THERMOPLASTIC POLYESTER RESIN

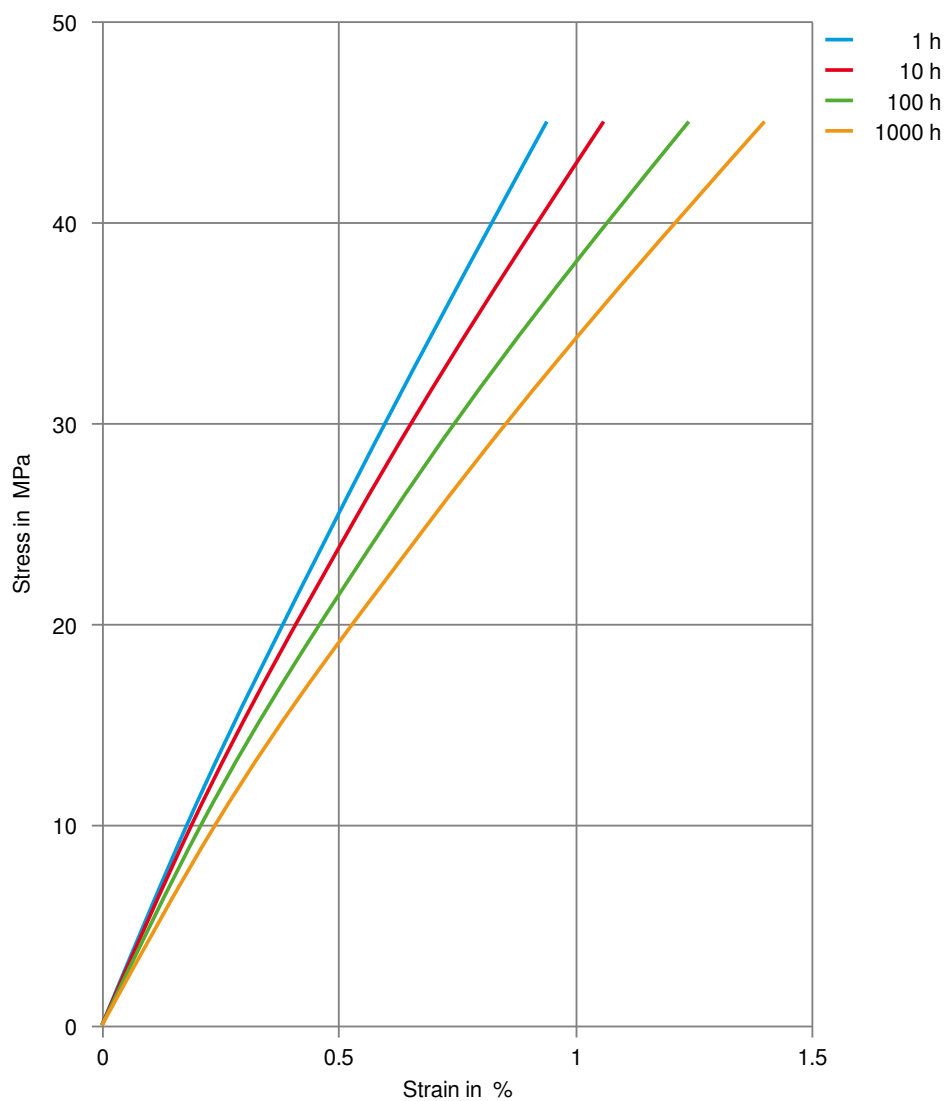
Secant modulus-strain



Crastin® HR5315HF NC010

THERMOPLASTIC POLYESTER RESIN

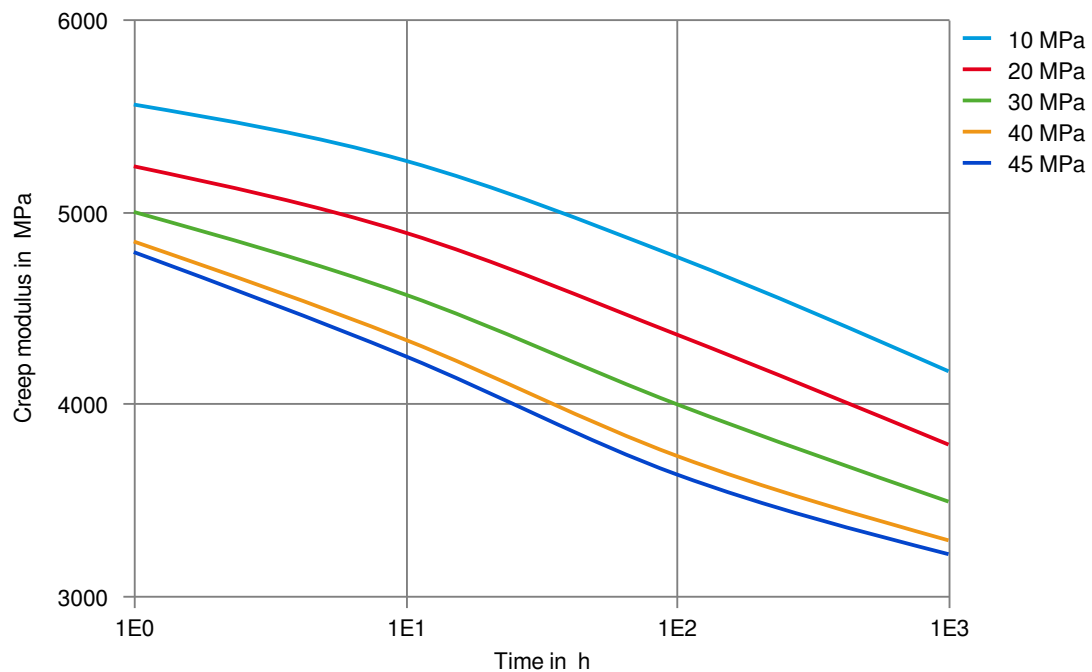
Stress-strain (isochronous) 23°C



Crastin® HR5315HF NC010

THERMOPLASTIC POLYESTER RESIN

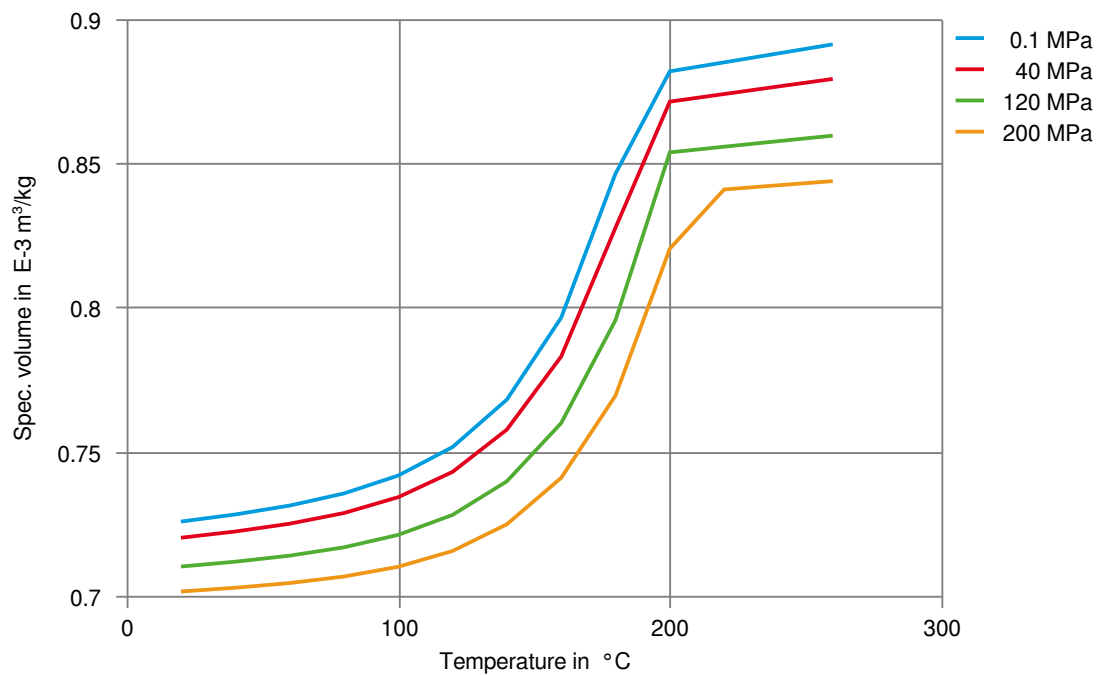
Creep modulus-time 23°C



Crastin® HR5315HF NC010

THERMOPLASTIC POLYESTER RESIN

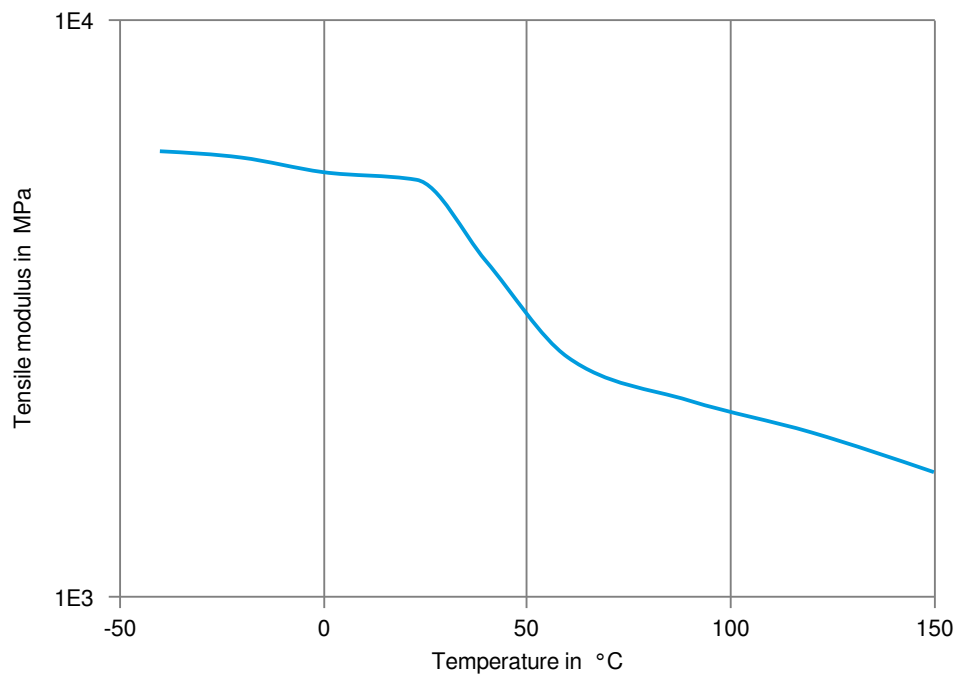
Specific volume-temperature (pvT)



Crastin® HR5315HF NC010

THERMOPLASTIC POLYESTER RESIN

Tensile modulus-temperature



Crastin® HR5315HF NC010

THERMOPLASTIC POLYESTER RESIN

Chemical Media Resistance

Acids

- ✓ Acetic Acid (5% by mass), 23°C
- ✓ Citric Acid solution (10% by mass), 23°C
- ✓ Lactic Acid (10% by mass), 23°C
- ✗ Hydrochloric Acid (36% by mass), 23°C
- ✗ Nitric Acid (40% by mass), 23°C
- ✗ Sulfuric Acid (38% by mass), 23°C
- ✗ Sulfuric Acid (5% by mass), 23°C
- ✗ Chromic Acid solution (40% by mass), 23°C

Bases

- ✗ Sodium Hydroxide solution (35% by mass), 23°C
- ✓ Sodium Hydroxide solution (1% by mass), 23°C
- ✓ Ammonium Hydroxide solution (10% by mass), 23°C

Alcohols

- ✓ Isopropyl alcohol, 23°C
- ✓ Methanol, 23°C
- ✓ Ethanol, 23°C

Hydrocarbons

- ✓ n-Hexane, 23°C
- ✓ Toluene, 23°C
- ✓ iso-Octane, 23°C

Ketones

- ✓ Acetone, 23°C

Ethers

- ✓ Diethyl ether, 23°C

Mineral oils

- ✓ SAE 10W40 multigrade motor oil, 23°C
- ✗ SAE 10W40 multigrade motor oil, 130°C
- ✗ SAE 80/90 hypoid-gear oil, 130°C
- ✓ Insulating Oil, 23°C

Standard Fuels

- ✗ ISO 1817 Liquid 1 - E5, 60°C
- ✗ ISO 1817 Liquid 2 - M15E4, 60°C
- ✗ ISO 1817 Liquid 3 - M3E7, 60°C
- ✗ ISO 1817 Liquid 4 - M15, 60°C
- ✓ Standard fuel without alcohol (pref. ISO 1817 Liquid C), 23°C
- ✓ Standard fuel with alcohol (pref. ISO 1817 Liquid 4), 23°C
- ✓ Diesel fuel (pref. ISO 1817 Liquid F), 23°C
- ✓ Diesel fuel (pref. ISO 1817 Liquid F), 90°C
- ✗ Diesel fuel (pref. ISO 1817 Liquid F), >90°C

Salt solutions

- ✓ Sodium Chloride solution (10% by mass), 23°C
- ✓ Sodium Hypochlorite solution (10% by mass), 23°C

Crastin® HR5315HF NC010

THERMOPLASTIC POLYESTER RESIN

- ✓ Sodium Carbonate solution (20% by mass), 23 °C
- ✓ Sodium Carbonate solution (2% by mass), 23 °C
- ✓ Zinc Chloride solution (50% by mass), 23 °C

Other

- ✓ Ethyl Acetate, 23 °C
- ✗ Hydrogen peroxide, 23 °C
- ✗ DOT No. 4 Brake fluid, 130 °C
- ✗ Ethylene Glycol (50% by mass) in water, 108 °C
- ✓ 1% nonylphenoxy-polyethyleneoxy ethanol in water, 23 °C
- ✓ 50% Oleic acid + 50% Olive Oil, 23 °C
- ✓ Water, 23 °C
- ✗ Water, 90 °C
- ✓ Phenol solution (5% by mass), 23 °C

Symbols used:

- ✓ possibly resistant
Defined as: Supplier has sufficient indication that contact with chemical can be potentially accepted under the intended use conditions and expected service life. Criteria for assessment have to be indicated (e.g. surface aspect, volume change, property change).
- ✗ not recommended - see explanation
Defined as: Not recommended for general use. However, short-term exposure under certain restricted conditions could be acceptable (e.g. fast cleaning with thorough rinsing, spills, wiping, vapor exposure).